



Suzuki Bramley

011 887 5422

info@suzukibramley.co.za

www.suzukibramley.co.za



SX4



Way of Life!



Active ingredient: You

There's a part of you that wants excitement, that's ready to leave your worries back at the office and cross over to new adventures. It's the part of you that the SX4 was made for, sporty, energetic and versatile enough for a wide range of road types. The good times are always close, no matter where you go to find them.



Venture Beyond the Everyday

Each day holds new possibilities. How you enjoy them is up to you. Whether your perfect getaway is a day at the beach, a drive to the city outskirts, or just hitting the highway, destination unknown, driving the SX4 is part of the fun. While everyone else is living in the everyday, step inside the SX4 and experience something completely different: the real you.

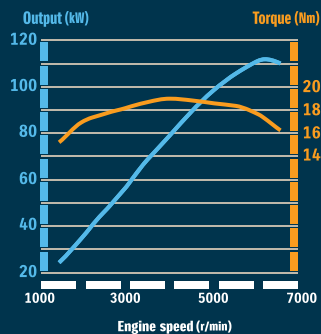


Excitement Within Reach

With the SX4, any city street or open highway becomes smooth sailing. The SX4 offers uncompromising driving excitement that will never leave you short on energy. When the road throws you a curve, the SX4 takes it in its stride thanks to its sporty handling response and road-gripping traction. With its crossover design that suits any environment, the SX4 makes getting there so much fun, you might just decide to keep on driving.



2.0-litre VVT petrol engine



2.0-litre 16-valve DOHC VVT

The SX4's powerplant delivers high-energy excitement from the moment you start the ignition. At low rev ranges the Variable Valve Timing (VVT) puts out ample torque for immediate responsiveness and quick acceleration that never feels sluggish. As the rev rate increases, the timing is instantly and automatically adjusted to enable more effective fuel combustion, putting an impressive 112kW of power at your command for highway cruising that feels sure and relaxed.



CVT with shift paddles

The Continuously Variable Transmission (CVT) delivers smooth and efficient transitions for quieter, more comfortable performance. Completing the experience, racing-style shift paddles are built directly into the steering wheel, allowing you to change gears without a moment's hesitation.



Six-speed manual transmission

The six-speed manual transmission is specifically designed to take advantage of the engine's torque potential. The sixth gear takes the place of an overdrive, for smooth and efficient highway driving.



i-AWD switchable three-mode 4WD

Because life goes on beyond the highway, SX4 allows drivers to select from three driving modes for all-road enjoyment, all available at the press of a switch.

2WD



The 2WD mode transmits power primarily to the front wheels, providing a drive that's quiet, efficient and perfect for dry, hard surfaces.

4WD Auto



For the rougher roads or rainy conditions that can occur during everyday driving, the 4WD Auto mode provides superior traction, with rear torque automatically increasing when front wheel-slip is detected.

4WD Lock



In slippery mud or loose gravel, the 4WD Lock mode provides constant torque to both axles, for easier manoeuvrability in low-traction conditions. At speeds over 60km/h the system automatically switches to, and remains in, 4WD Auto Mode.



Always Looking Out For You

The excitement of the drive just isn't as satisfying without peace of mind, which is why SX4 features an array of safety systems designed to look out for you. The SX4 has been specifically designed for safety, from its rigid body construction to its computerized active control systems. With the confidence that comes with being ready for the unexpected, exploring the world around you just became a lot more inviting.

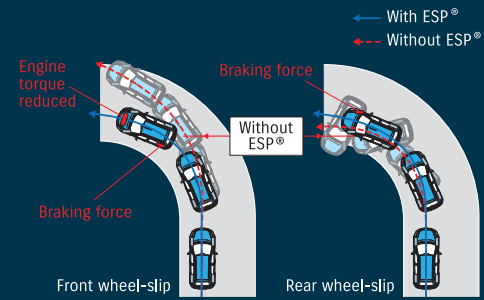




ESP®* control system

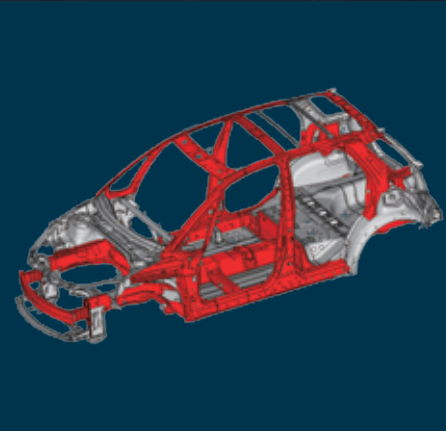
Available on AWD models, ESP® (Electronic Stability Program) supplements the Suzuki SX4's inherent stability with three major functions: ABS (Anti-lock Brake System) with EBD (Electronic Brake Force Distribution), traction control and stability control. ESP®'s ECU uses various sensors to determine and hold the intended cornering line, greatly increasing traction and stability control while reducing front and rear wheel-slip for enhanced safety.

*ESP is a registered trademark of Daimler AG.



Steadfast, responsive suspension

SX4 uses an independent MacPherson strut front suspension and rigid torsion beam rear suspension. This design helps to absorb vertical motion to reduce bouncing and provide a safer, smoother ride, while also providing enhanced linear handling response for greater ride comfort.



Seatbelts

The front seats are equipped with three-point ELR seatbelts with pre-tensioners and force limiters for enhanced safety in the event of an accident. The rear seats feature three three-point ELR seatbelts and are equipped with two child seat anchorages.

Safety-engineered body

The SX4 body combines a rigid frame that directs collision energy around the cabin and away from occupants, and numerous crumple zones that help to absorb and dissipate collision energy before it can reach the interior. This design is further enhanced by side impact door beams, reconfigured side members, and other reinforcements throughout.

Preventative measures

SX4 is designed to provide the driver with ample visibility on all sides by elevating the driver's seat position and minimising blind spots. A six-airbag system combining SRS front, side and curtain airbags is also available to help prevent injury in the event of a collision.





Escape Key

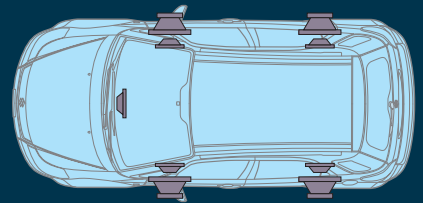
Pick a point on the map and just go. Set out on a romantic weekend getaway. Explore the city's hidden treasures. Create out of the ordinary memories, seize the day, make it happen. Compact and manoeuvrable, the SX4 was built for the road less travelled.



Illuminated meter cluster

The meter cluster is illuminated in stylish blue and red, including a central display showing the time, outside temperature and fuel consumption. This style is echoed across the front dash panel, creating a fully integrated driving space.





Air conditioner

The climate control dials are conveniently located for both the driver and front passenger, making it easy to adjust interior conditions exactly to your liking.

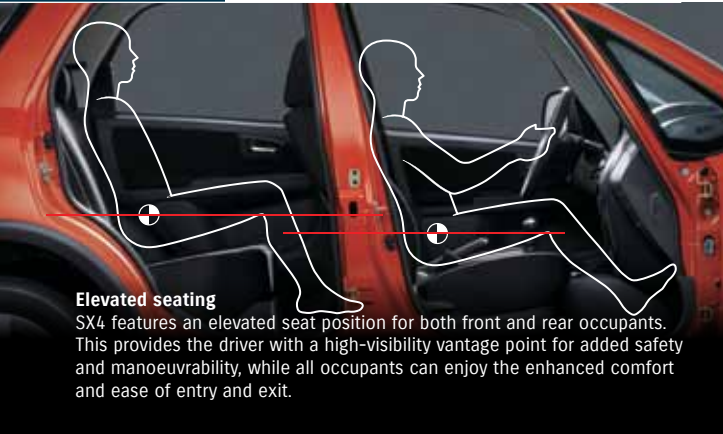
Audio system

The MP3-ready CD tuner lets you take your favourite music along for the ride and enjoy it on the nine-speaker audio system. The four speakers and four tweeters are built directly into the doors to create a high quality personal listening studio. A dashboard centre speaker finishes off the surround sound effect.



Space Travellers

Every journey is better when taken with friends, and SX4 makes the ride as satisfying for them as it is for you. With its spacious cabin, comfortable seats and well thought out amenities, the road will breeze by, and everyone will love the bright, panoramic view from the SX4. The only challenge will be choosing a destination your passengers enjoy as much as they enjoy getting there.



Elevated seating

SX4 features an elevated seat position for both front and rear occupants. This provides the driver with a high-visibility vantage point for added safety and manoeuvrability, while all occupants can enjoy the enhanced comfort and ease of entry and exit.





Suzuki Smartpass™ keyless unlocking

The keyless start system comes with a remote control unit. When the unit is brought within 80cm of the driver's door handle, it communicates with an in-vehicle key-free system, which activates the lock mechanism. The user can then unlock the door keylessly using a button on the door.

Keyless engine startup

When the user enters the new SX4 with the remote control unit and sits on the driver's seat, the in-vehicle key-free system communicates with the engine control unit, enabling the user to start the engine by simply turning an engine-start knob. The user does not need to take the remote control out of his/her pocket.

Luggage room

The 60:40-split rear seats fold down to allow larger items to be stowed in the back while still providing space for two occupants. Folding down both of the rear seats creates a convenient room with up to 992 litres (VDA) of carrying space.



SX4 SPECIFICATIONS		6MT	CVT	6MT i-AWD
ENGINE				
Type		J20B	J20B	J20B
Number of cylinders		4	4	4
Number of valves		16	16	16
Valve gear		DOHC	DOHC	DOHC
Displacement	cc	1 995	1 995	1 995
Bore x stroke	mm	84.0 x 90.0	84.0 x 90.0	84.0 x 90.0
Compression ratio		10.2	10.2	10.2
Maximum power	kW @ r/min	112@6 200	112@6 200	112@6 200
Maximum torque	Nm @ r/min	190@4 000	190@4 000	190@4 000
Fuel distribution		Multipoint injection	Multipoint injection	Multipoint injection
CO ₂ emissions		170	178	178

TRANSMISSION

Gear ratio				
1st		3.615	2.349-0.394	3.615
2nd		2.047	-	2.047
3rd		1.379	-	1.379
4th		1.029	-	1.029
5th		0.837	-	0.837
6th		0.707	-	0.707
Reverse		3.481	1.750	3.481
Final gear ratio		4.117	5.798	FR:4.117 RR:2.562

DIMENSIONS AND CAPACITIES

Overall length	mm	4 135	4 135	4 135
Overall width	mm	1 755	1 755	1 755
Overall height	mm	1 605	1 605	1 605
Wheelbase	mm	2 500	2 500	2 500
Track	Front	mm	1 500	1 500
	Rear	mm	1 495	1 495
Ground clearance	mm	175	175	175
Turning circle (radius)	m	5.3	5.3	5.3
Seating capacity	persons	5	5	5
Luggage capacity	(VDA method)			
Rear seatback folded	ℓ	992	992	992
Rear seatback raised	ℓ	253	253	253
Gross vehicle mass (GVM)	kg	1 710	1 710	1 760
Curb weight	kg	1 245	1 285	1 300
Fuel type		Unleaded	Unleaded	Unleaded
Tank capacity	ℓ	50	50	45

SX4 SPECIFICATIONS		6MT	CVT	6MT i-AWD
CHASSIS				
Steering		Rack and pinion	Rack and pinion	Rack and pinion
Brakes	Front	Ventilated discs	Ventilated discs	Ventilated discs
	Rear	Solid discs	Solid discs	Solid discs
Suspension	Front	MacPherson strut and coil spring	MacPherson strut and coil spring	MacPherson strut and coil spring
	Rear	Torsion beam and coil spring	Torsion beam and coil spring	Torsion beam and coil spring
Tyres		205/60R16	205/60R16	205/60R16
Spare wheel		Temporary use type	Temporary use type	Temporary use type

COMFORT AND CONVENIENCE

Electric power steering	⚡	⚡	⚡
Tilt steering	⚡	⚡	⚡
Electric windows (front and rear)	⚡	⚡	⚡
Remote control selective door locking with hazard lamp answer-back function	⚡	⚡	⚡
Lock/Unlock button on door handles	⚡	⚡	⚡
Smartpass™ Keyless Start Function	⚡	⚡	⚡
Climate control with pollen filter	⚡	⚡	⚡
AM/FM radio with single MP3 CD player	⚡	⚡	⚡
Steering wheel audio and cruise controls	⚡	⚡	⚡
Antenna	⚡	⚡	⚡
Nine speakers	⚡	⚡	⚡

INSTRUMENT PANEL

Speedometer	⚡	⚡	⚡
Tachometer	⚡	⚡	⚡
Digital clock	⚡	⚡	⚡
Outside temperature gauge	⚡	⚡	⚡
Engine temperature gauge	⚡	⚡	⚡
Fuel consumption gauge	⚡	⚡	⚡
Distance to empty indicator	⚡	⚡	⚡
Low fuel warning indicator	⚡	⚡	⚡
Lights off / Key reminder	⚡	⚡	⚡
Driver's seatbelt warning lamp	⚡	⚡	⚡
Door ajar warning lamp	⚡	⚡	⚡
Leather covered three-spoke steering wheel	⚡	⚡	⚡

SX4 SPECIFICATIONS	6MT	CVT	6MT i-AWD
INTERIOR			
Cabin light (three position)	⌘	⌘	⌘
Front map lights	⌘	⌘	⌘
Luggage area lights (two position)	⌘	⌘	⌘
Cup holders (front: two, rear: one)	⌘	⌘	⌘
Front and rear in-door bottle holders	⌘	⌘	⌘
Driver and passenger sun visor with ticket holder and vanity mirror	⌘	⌘	⌘
Seat material	Black and grey cloth	Black and grey cloth	Black and grey cloth
Driver's seat height adjustment	⌘	⌘	⌘
60:40 split single folding rear seat	⌘	⌘	⌘
Rear head restraints	3	3	3
Assist grips	4	4	4
Front door trim pockets	⌘	⌘	⌘
Below seat storage tray (passenger side)	⌘	⌘	⌘
Seatback pockets (driver and passenger)	⌘	⌘	⌘
Convenience hook (passenger seat back)	⌘	⌘	⌘
12V cigarette lighter / power socket	⌘	⌘	⌘
Removable ashtray	⌘	⌘	⌘
Rear luggage cover / parcel tray	⌘	⌘	⌘
Double floor luggage area (removable / foldable)	⌘	⌘	⌘
Brushed aluminium finish on centre dash panel sides	⌘	⌘	⌘
Remote fuel lid opener	⌘	⌘	⌘

EXTERIOR

Wheel arch extensions	⌘	⌘	⌘
Roof rails	⌘	⌘	⌘
Rear spoiler	-	-	⌘
Halogen headlights	⌘	⌘	⌘
Front fog lamps	⌘	⌘	⌘
Power side mirrors	⌘	⌘	⌘
Body coloured side mirrors	⌘	⌘	⌘
Body coloured door handles	⌘	⌘	⌘
Two-speed and variable intermittent windscreen wipers	⌘	⌘	⌘
Rear window intermittent wiper and washer	⌘	⌘	⌘
Rear window demister	⌘	⌘	⌘
UV glass	⌘	⌘	⌘
Wheels	Alloy	Alloy	Alloy

SX4 SPECIFICATIONS	6MT	CVT	6MT i-AWD
SAFETY AND SECURITY			
Electronic Stability Program (ESP)	-	-	⌘
SRS dual front airbags	⌘	⌘	⌘
SRS side airbags (incorporated into front seats)	⌘	⌘	⌘
SRS front and rear curtain airbags	⌘	⌘	⌘
Anti-lock Brake System (ABS)	⌘	⌘	⌘
Electronic Brake Force Distribution (EBD)	⌘	⌘	⌘
Brake Assist (BA)	⌘	⌘	⌘
Foot protection brake and clutch pedal design	⌘	⌘	⌘
Height adjustable front seat belts (three-point and pre-tensioners and force limiters)	⌘	⌘	⌘
Rear seat belts (3 x three-point)	⌘	⌘	⌘
High mount stop lamp	⌘	⌘	⌘
ISO-FIX child seat anchorages	⌘	⌘	⌘
Child-proof rear door locks	⌘	⌘	⌘
Immobiliser with transponder key	⌘	⌘	⌘
Security alarm	⌘	⌘	⌘
SUZUKI COMPLETE			
3yr / 100 000 km manufacturer's warranty	⌘	⌘	⌘
3yr / unlimited km AA roadside assistance	⌘	⌘	⌘
6yr / unlimited km perforation warranty	⌘	⌘	⌘
6yr / 90 000km service plan	⌘	⌘	⌘
Service intervals	15 000km	15 000km	15 000km



COLOUR OPTIONS



Snow White Pearl



Star Silver Metallic



Mineral Grey Metallic



Super Black Pearl



Glacier Blue Metallic



Prussian Blue Pearl



Sunlight Copper Metallic



Fervent Red (Solid)



16" ALLOY WHEELS

Combined with 205/60R16 tyres, the higher tyre profile delivers a more comfortable ride. Alloy wheels deliver premium appearance and improve resale value.

SUZUKI
COMPLETE

Suzuki understands that purchasing a new vehicle is a substantial investment. Our unwavering commitment to customer satisfaction is represented in our 'Suzuki Complete' programme, which includes every aspect of post-sales support comprising the warranty, service plan and roadside assistance as standard.

Warranty

All Suzuki models are covered by a comprehensive manufacturer's warranty against any defects for a period of 3yrs or 100 000 km.

Service Plan

The SX4 benefits from a 6yr / 90 000 km service plan. This plan includes the replacement of oil, the oil filter, fuel filter, brake fluid, air filter and accessory belts, but excludes tyres, brakes and other wear-and-tear items.

Roadside Assistance

In addition, every new car sold incorporates a roadside assistance plan, administered and operated by the Automobile Association of SA.

Amongst its many features, this comprehensive package incorporates around-the-clock AA road patrols, battery and locksmith call-out services, mechanical and electrical break-down towing (accident towing is optional), emergency medical rescue and vehicle repatriation.

a world of
Suzuki
mobilty



Way of Life!



Excitement **Sporty**
Straightforward **Value**

www.SuzukiAuto.co.za

All care is taken to ensure the accuracy of this brochure at the time of print approval.
Specifications, features, prices and model availability may vary from those specified and may change without notice.
Always consult your authorised Suzuki Dealer or refer to www.SuzukiAuto.co.za for the latest details on all models.
SUZUKI AUTO South Africa (PTY) Ltd will not be held liable for any loss as a result of reliance on the content of this brochure,
whether in negligence or otherwise. Vehicles are shown for illustrative purposes only and may not depict exact specifications.
Published February 2010

Part number
9900L-80J01-CAT- SX4



Suzuki Bramley
011 887 5422
info@suzukibramley.co.za
www.suzukibramley.co.za